

# Speed Queen® Multi-Housing

## Quantum® Commercial Stainless Steel Front Load Washer

Front Control

Gravity Drain




ENERGY STAR® Certified

### BUILT FOR RELIABLE PERFORMANCE





- Secured coin vaults with integrated meter case (coin only)
- Suspension with out-of-balance logic
- Industry leading 1200 spin speed exerts 440 G-force extraction
- U.S. DOE compliance for energy and water efficiencies
- Commercial-grade stainless steel washtub
- Extra-wide 15.5" door opening and 180° door swing
- Four compartment supply dispenser
- ADA compliant

### QUANTUM CONTROL

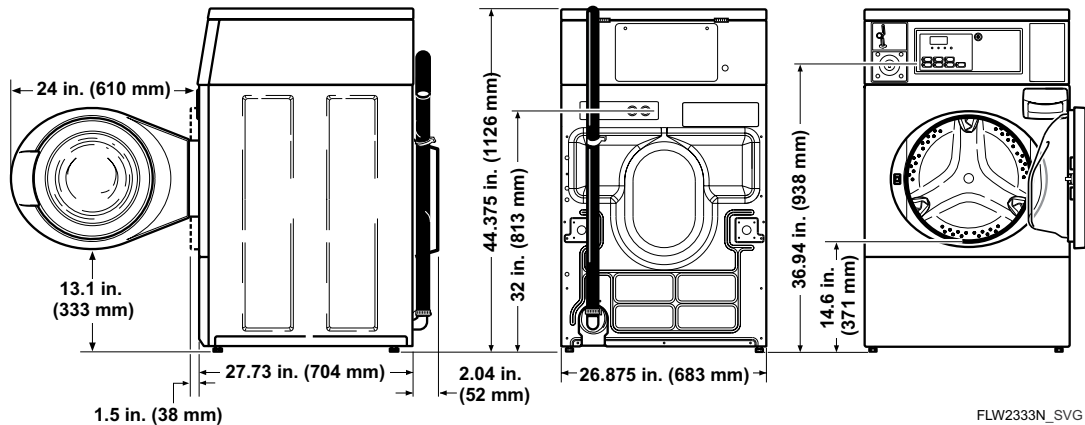
- Easy-to-read digital display
- Cycle programming flexibility
- Multi-level vend pricing
- Cycle modifier selection
- Card and coin transactions
- Wash Alert™ with Service Alert capable



# QUANTUM® COMMERCIAL FRONT LOAD WASHER SPECIFICATIONS

MODELS and ACTIVATION	SFNNCASG113TN01	SFNWCASG113TN01	SFNNYASG113TN01	SFNWYASG113TN01
{NOTE: Coin Box Sold Separately}				
	Coin "C"	Coin "C"	Prep Card "Y"	Prep Card "Y"
<b>Appearance</b>				
Color   Top Finish	Stainless	Stainless	Stainless	Stainless
Control Panel Location	Front	Front	Front	Front
Meter Case	High Capacity	High Capacity	--	--
<b>Water and Energy Info</b>				
Modified Energy Factor "MEF" ft³/kWh/cycle (Liters/kWh/cycle)	2.98 (84.48)	2.98 (84.48)	2.98 (84.48)	2.98 (84.48)
Water Factor "WF" - gal/ft³ (Liters/Liter/cycle)	3.8 (0.52)	3.8 (0.52)	3.8 (0.52)	3.8 (0.52)
Water Consumption - gal (Liter)	11.7 (44.3)	11.7 (44.3)	11.7 (44.3)	11.7 (44.3)
<b>Technical Info</b>				
Cylinder Volume - cu. ft. (liters)	3.42 (96.8)	3.42 (96.8)	3.42 (96.8)	3.42 (96.8)
Weight - lb (kg)	270 (122.5)	270 (122.5)	270 (122.5)	270 (122.5)
Shipping Weight - lb (kg)	290 (131.5)	290 (131.5)	290 (131.5)	290 (131.5)
Electrical Requirements	120/60/1-15 amp	120/60/1-15 amp	120/60/1-15 amp	120/60/1-15 amp
Overall Dimensions WxDxH - in (mm): 26 7/8 (683) x 27 3/4 (704) x 44 3/8 (1126)				
Cycle - Normal, Perm Press, Delicates/Bulky	Yes	Yes	Yes	Yes
Temperature - Hot, Warm, Cold	Yes	Yes	Yes	Yes
Motor	0.9 HP 671 W	0.9 HP 671 W	0.9 HP 671 W	0.9 HP 671 W
Water Pressure PSI (Bar)	20-120 (1.4-8.3)	20-120 (1.4-8.3)	20-120 (1.4-8.3)	20-120 (1.4-8.3)
Wireless Network Board Installed	--	Yes	--	Yes
Spin Speeds - RPM	500, 800, 1200	500, 800, 1200	500, 800, 1200	500, 800, 1200
<b>Performance/Features</b>				
Secured Automated Audits	Yes	Yes	Yes	Yes
Soil Level Modifiers	Yes	Yes	Yes	Yes
Safe Door Lock Release at Cycle Completion	Yes	Yes	Yes	Yes
Agency Approval	cULus	cULus	cULus	cULus

For the most accurate information, the installation guide should be used for all design and construction purposes. Due to continuous product improvements, design and specifications subject to change without notice. The quality management system of Alliance Laundry Systems' Ripon facility has been registered to ISO9001:2008.



Models Equipped With Drain Hose - Gravity Drain without drain hose

FLW2333N\_SVG

