

Speed Queen® Multi-Housing

Quantum® Commercial Top Load Washer

Rear Control

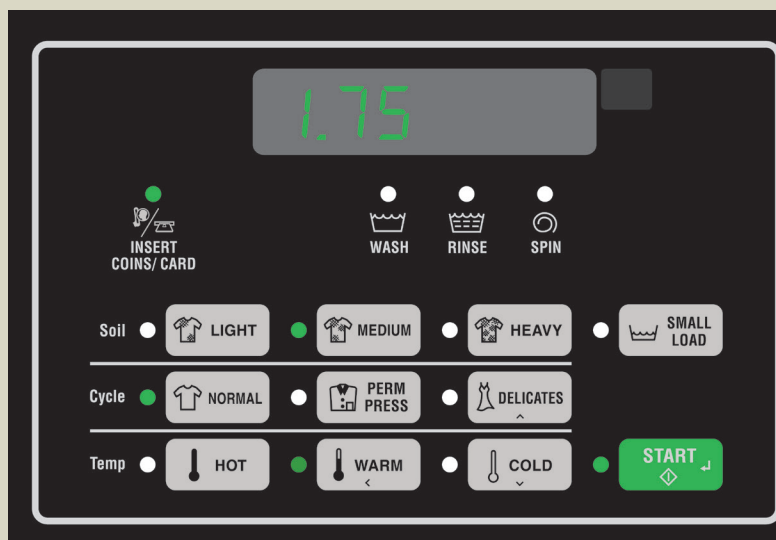


BUILT FOR RELIABLE PERFORMANCE






- Touch pad control with sound annunciator
- 27 cycle selections
- U.S. DOE compliance for energy and water efficiencies
- Extract speed of 710 RPMs spins clothes out drier
- Secured coin vault meter case
- Commercial-grade stainless steel or porcelain enamel washtub
- Automatic balancing suspension system

QUANTUM CONTROL

- Easy-to-read digital display
- Cycle programming flexibility
- Multi-level vend pricing
- Individual cycle modifier keys
- Card and coin transactions
- Wash Alert™ with Service Alert capable



QUANTUM® COMMERCIAL TOP LOAD WASHER SPECIFICATIONS

MODELS and ACTIVATION {NOTE: Coin Box Sold Separately}	SWNNC2PP113TW01  Coin "C"	SWNNC2SP113TW01  Coin "C"	SWNNY2PP113TW01  Prep Card "Y"	SWNNY2SP113TW01  Prep Card "Y"	SWNNX2SP113TW01  Prep Coin "X"
Appearance					
Color	White	White	White	White	White
Control Panel Selection	Rear	Rear	Rear	Rear	Rear
Meter Case	Standard	Standard	--	--	Standard
Water and Energy Info					
Modified Energy Factor "MEF" ft³/kWh/cycle (Liters/kWh/cycle)	1.69 (47.89)	1.69 (47.89)	1.69 (47.89)	1.69 (47.89)	1.69 (47.89)
Water Factor "WF" gal/ft³ (Liters/Liter/cycle)	7.9 (1.06)	7.9 (1.06)	7.9 (1.06)	7.9 (1.06)	7.9 (1.06)
Water Consumption - gal (Liter)	24.6 (93.0)	24.6 (93.0)	24.6 (93.0)	24.6 (93.0)	24.6 (93.0)
Technical Info					
Basket Volume - 3.26 cu. ft. (92.3 liters)	Porcelain	Stainless	Porcelain	Stainless	Stainless
Net Weight - lb (kg)	190 (86)	190 (86)	190 (86)	190 (86)	190 (86)
Shipping Weight - lb (kg)	210 (95)	210 (95)	210 (95)	210 (95)	210 (95)
Electrical Requirements - 120/60/1 15 amp	Yes	Yes	Yes	Yes	Yes
Overall Dimensions WxDxH - in (mm): 25 5/8 (651) x 28 (711) x 43 (1092)					
Cabinet Height - in (mm)	36 (914)	36 (914)	36 (914)	36 (914)	36 (914)
Temperature - Hot, Warm, Cold	Yes	Yes	Yes	Yes	Yes
Cycle - Light, Medium, Small Load, Normal, Perm Press, Delicates					
Motor	1/2 HP	1/2 HP	1/2 HP	1/2 HP	1/2 HP
Water Pressure PSI (Bar)	20-120 (1.4-8.3)	20-120 (1.4-8.3)	20-120 (1.4-8.3)	20-120 (1.4-8.3)	20-120 (1.4-8.3)
Spin Speed - RPM - high 710, low 474	2 Speed	2 Speed	2 Speed	2 Speed	2 Speed
Performance/Features					
Secured Automated Audits	Yes	Yes	Yes	Yes	Yes
Soil Level Modifiers	Yes	Yes	Yes	Yes	Yes
Rear Self-Leveling Legs	Yes	Yes	Yes	Yes	Yes
Agency Approval	cULus	cULus	cULus	cULus	cULus

For the most accurate information, the installation guide should be used for all design and construction purposes. Due to continuous product improvements, design and specifications subject to change without notice. The quality management system of Alliance Laundry Systems' Ripon facility has been registered to ISO9001:2008.

