

# Machine Dimensions and Specifications

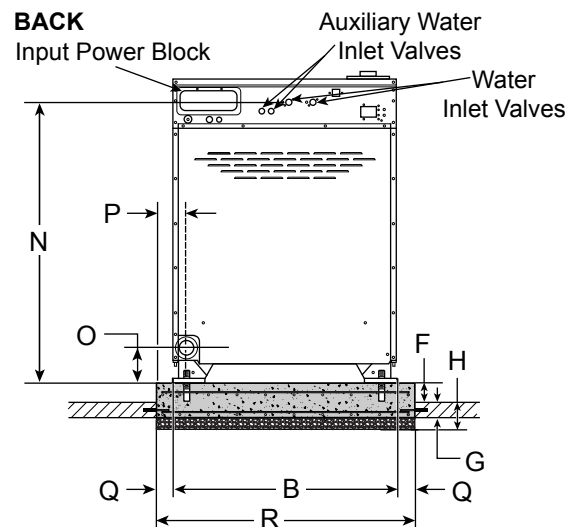
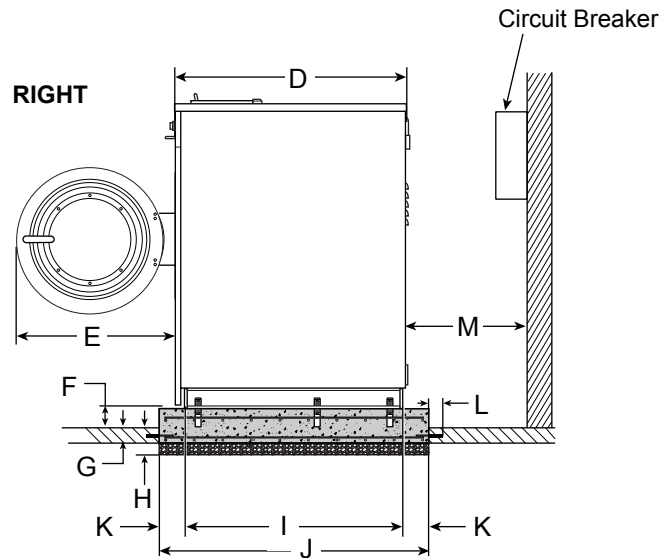
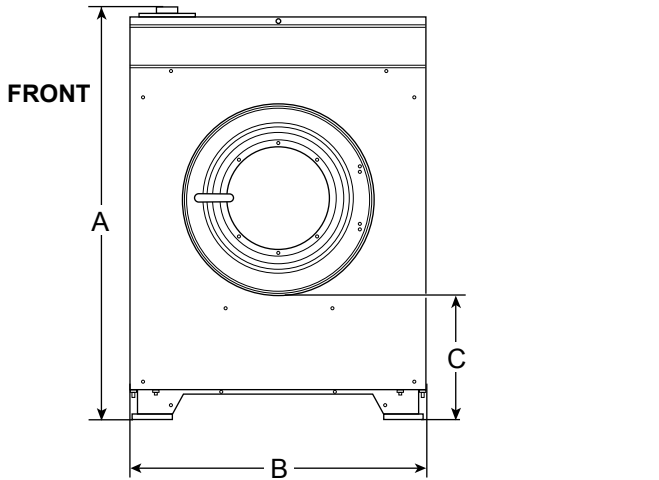
Models SCN080KNV



Equipment specifications are subject to change without notice.

Design 2

## Machine Dimensions and Specifications



## Dimensions and Foundation Requirements, in. [mm]

A	57.66 [1465]	J	49.2 [1250]
B	41.5 [1054]	K	4.98 [126]
C	17.91 [455]	L	2.5 [64]
D	48.6 [1234]	M	24 [610]
E	25.25 [641]	N	51.82 [1316]
F*	8 [203] (maximum)	O	6.41 [163]
G	6 [152]	P	2.55 [65]
H	15 [381] (minimum)	Q	8 [203]
I	39.24 [997]	R	57.5 [1461]

\*Optional elevated pad

## Water, Drain and Weight Specifications

Number of drain outlets	1
Drain connection size, in. [mm]	3 [76]
Number of water inlets	2*
Water inlet connection size, in. BSP [mm]	3/4 [19]
Net weight, lbs. [kg]	1210 [549]
Standard shipping weight, lbs. [kg]	1260 [572]
Side clearance from wall, in. [mm]	6 [152]
Side clearance between machines, in. [mm]	.5 [13]

\*Y hoses provided to split 2 water supply lines and connect 4 water inlets on back of machine

## Electrical Specifications

Code		Voltage	Cycle	Phase	Wire	Full Load Amps	Circuit Breaker	AWG	mm <sup>2</sup>
X		200-208	50/60	1/3	2/3	15/9	20/15	12/14	4/2.5
		220-240							
Q	Standard	200-208	50/60	3	3	9/72	15/80	14/4	2.5/25.0
	Electric Heat	220-240							
P	Standard	380-415	50/60	3	3	6/33	15/40	14/8	2.5/10.0
	Electric Heat								
N	Standard	440-480	50/60	3	3	6/37	15/40	14/8	2.5/10.0
	Electric Heat								

CHM10L\_SVG