

# Speed Queen® Multi-Housing

## Micro Display Commercial Front Load Washer

Rear Control



### BUILT FOR RELIABLE PERFORMANCE

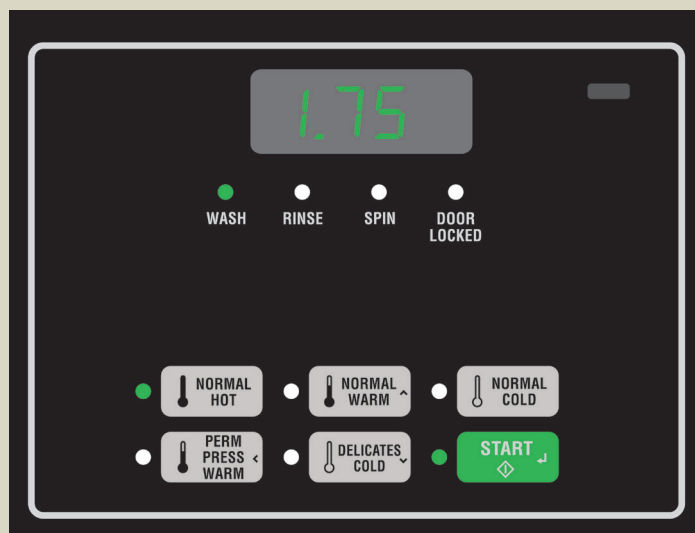
- High speed extract of 1200 RPM spins clothes out drier
- U.S. DOE compliance for energy and water efficiencies
- Ultra high efficient with high speed extract and low water consumption
- Commercial-grade stainless steel washtub
- Extra-wide 15.5" door opening and 180° door swing
- Multi-compartment supply dispenser








ENERGY STAR® Certified

### MICRO DISPLAY CONTROL

- Easy-to-read digital display
- Cycle programming flexibility
- Card and coin transactions
- Shows cycle time remaining



# MICRO DISPLAY COMMERCIAL FRONT LOAD WASHER SPECIFICATIONS

MODELS and ACTIVATION  {NOTE: Coin Box Sold Separately}	SFNBCRSP113TW01  Coin "C"	SFNBCRSP113TW02  Coin "C"	SFNBYRSP113TW01  Prep Card "Y"	SFNBXRSP113TW01  Prep Coin "X"	SFNBXRSP113TW02  Prep Coin "X"
<b>Appearance</b>					
Color	White	White	White	White	White
Control Panel Selection	Front	Front	Front	Front	Front
Meter Case	Standard	High Capacity	--	Standard	High Capacity
<b>Water and Energy Info</b>					
Modified Energy Factor "MEF" ft <sup>3</sup> /kWh/cycle (Liters/kWh/cycle)	2.98 (84.48)	2.98 (84.48)	2.98 (84.48)	2.98 (84.48)	2.98 (84.48)
Water Factor "WF" - gal/ft <sup>3</sup> (Liters/Liter/cycle)	3.8 (0.52)	3.8 (0.52)	3.8 (0.52)	3.8 (0.52)	3.8 (0.52)
Water Consumption - gal (Liter)	11.7 (44.3)	11.7 (44.3)	11.7 (44.3)	11.7 (44.3)	11.7 (44.3)
<b>Technical Info</b>					
Stainless Steel Basket Volume - cu. ft. (liters)	3.42 (96.8)	3.42 (96.8)	3.42 (96.8)	3.42 (96.8)	3.42 (96.8)
Weight - lb (kg)	253 (114.8)	253 (114.8)	253 (114.8)	253 (114.8)	253 (114.8)
Shipping Weight - lb (kg)	273 (123.8)	273 (123.8)	273 (123.8)	273 (123.8)	273 (123.8)
Electrical Requirements - 120/60/1-15 amp					
Overall Dimensions WxDxH - in (mm): 26 7/8 (683) x 27 3/4 (704) x 43 (1092) High Capacity 26 7/8 (683) x 27 3/4 (704) x 43 7/8 (1114)					
Cycle - Normal, Perm Press, Delicates	Yes	Yes	Yes	Yes	Yes
Temperature - Hot, Warm, Cold	Yes	Yes	Yes	Yes	Yes
Motor	0.9 HP 671 W	0.9 HP 671 W	0.9 HP 671 W	0.9 HP 671 W	0.9 HP 671 W
Water Pressure PSI (Bar) - 20-120 (1.4-8.3)					
Pump Drain	Yes	Yes	Yes	Yes	Yes
Spin Speeds - 500, 800, 1200 RPM	Yes	Yes	Yes	Yes	Yes
<b>Performance/Features</b>					
Freestanding Front Load Washer	Yes	Yes	Yes	Yes	Yes
Safe Door Lock Release at Cycle Completion	Yes	Yes	Yes	Yes	Yes
Agency Approval	cULus	cULus	cULus	cULus	cULus

For the most accurate information, the installation guide should be used for all design and construction purposes. Due to continuous product improvements, design and specifications subject to change without notice. The quality management system of Alliance Laundry Systems' Ripon facility has been registered to ISO9001:2008.

